

Name: _____

Spotting fraud

Activity sheet

It's not nice to be the victim of a scam, but you can protect yourself with these top ten ways to spot fraud.

Bad spelling

Companies want to look good to their customers, so if you spot bad spelling and grammar, it can be a sign of a scam.



Too good to be true?



If someone tells you they want to give you something for nothing, stop and ask yourself: is this too good to be true? Unbelievable offers are one way scammers lure people in.

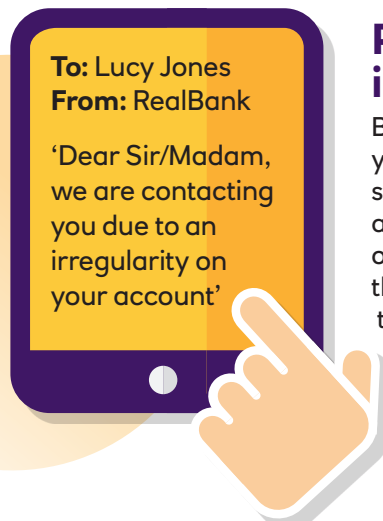
Act now!

Scammers don't want you to stop and think, or ask someone for advice. That's why they often use urgent language to make you think you have to act immediately.



Wrong name

Real companies should have a database with their customers' names in it. So if someone gets your name wrong, or calls you 'Dear Madam' or 'Dear Sir', they might not be who they say they are.



Personal information

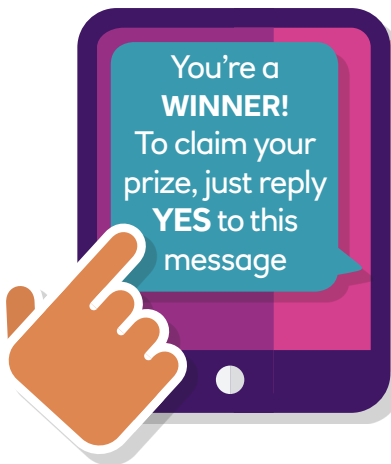
Be suspicious of anyone who asks you for personal information such as passwords, bank account details, or date of birth, especially if they don't explain why they need them.



Spotting fraud

Activity sheet

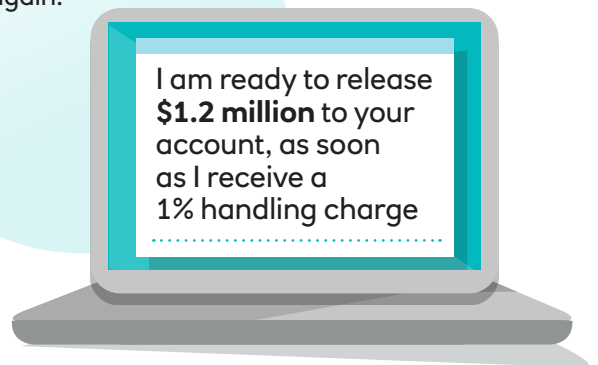
Out of the blue



A common trick that scammers use is to tell you you've won a competition. But if you don't remember entering, it could be a scam.

Pay up front

Sometimes someone might tell you they have a large amount of money to give you – you just need to pay a small fee first. But if you pay them, you'll never hear from them again.



Unknown number

Text message scammers may send messages to your mobile phone trying to trick you into replying, so watch out for numbers you don't recognise.

Suspicious website

Some scammers go to great lengths to set up fake websites pretending to be trustworthy companies. But if they have a slightly different website address and a padlock sign does not appear when you type in that address, it's not a trustworthy website and should be avoided.



Phoney banking

Your bank will NEVER call or email to ask for your PIN or online banking password. So if that happens, you are dealing with a scammer.



Spotting fraud

Activity sheet

Do's and don'ts

Do

Ask an adult for advice if you think someone is trying to scam you.



Don't

Download an email attachment if you don't know the person who sent it.



Don't

Give out personal details over the phone if someone calls you – call them back instead, but find the number online.



Do

Look out for any elderly people you know – scammers often target them and try to trick them into giving away their savings.



Do

Think twice before sharing competitions and offers on social media – you might just be spreading a scam!



Don't

Share personal details on social media that someone could use to pretend to be you.

